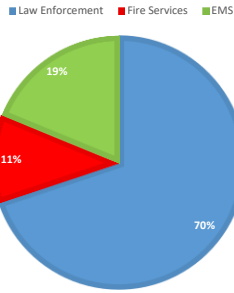


2020 CALLS FOR SERVICE (CFS) DISPATCHED BY DISCIPLINE

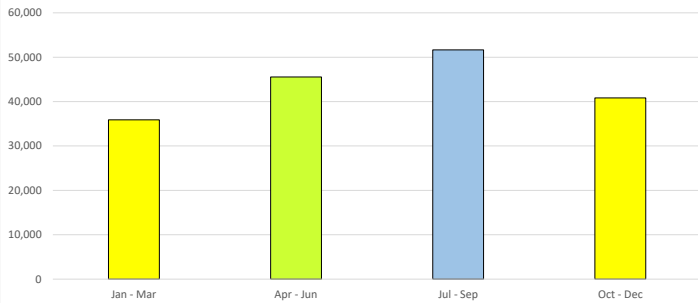


2020 Allegan County Central Dispatch (911)

Discipline	Calls for Service (CFS) Dispatched by Discipline				Annual Total
	Jan - Mar	Apr - Jun	Jul - Sep	Oct - Dec	
Law Enforcement	10,514	10,741	12,563	11,090	44,908
Fire Services	1,537	1,804	1,970	1,916	7,227
EMS	2,993	2,723	3,200	3,185	12,101
<b>Total</b>	<b>15,044</b>	<b>15,268</b>	<b>17,733</b>	<b>16,191</b>	<b>64,236</b>

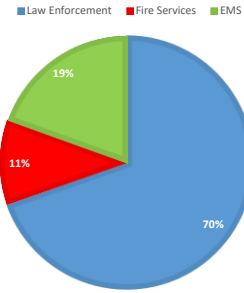
Note: these numbers do not reflect CFS that were not initiated by dispatch such as traffic stops

2020 Phone Calls Handled by 911



Central Dispatch 911	Phone Calls Handled by 911				Annual Total
	Jan - Mar	Apr - Jun	Jul - Sep	Oct - Dec	
Emergency and Non-emergency incoming and outgoing calls	35,905	45,549	51,652	40,833	173,939

2019 CALLS FOR SERVICE (CFS) DISPATCHED BY DISCIPLINE

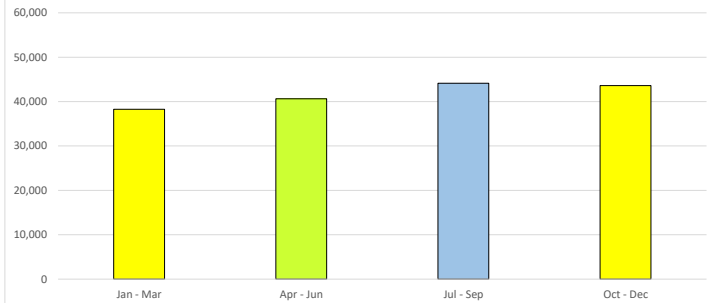


2019 Allegan County Central Dispatch (911)

Discipline	Calls for Service (CFS) Dispatched by Discipline				Annual Total
	Jan - Mar	Apr - Jun	Jul - Sep	Oct - Dec	
Law Enforcement	10,629	11,781	12,469	11,492	46,371
Fire Services	1,696	1,728	1,976	1,784	7,184
EMS	2,999	3,284	3,505	3,211	12,999
<b>Total</b>	<b>15,324</b>	<b>16,793</b>	<b>17,950</b>	<b>16,487</b>	<b>66,554</b>

Note: these numbers do not reflect CFS that were not initiated by dispatch such as traffic stops

2019 Phone Calls Handled by 911



Central Dispatch 911	Phone Calls Handled by 911				Annual Total
	Jan - Mar	Apr - Jun	Jul - Sep	Oct - Dec	
Emergency and Non-emergency incoming and outgoing calls	38,278	40,634	44,135	43,608	166,655